



Prayas (Energy Group)

Electricity Supply Monitoring Initiative (ESMI)

Watch Your Power Quality

www.watchyourpower.org

Summary Analysis - December 2018

Electricity Supply Monitoring Initiative (ESMI) is a program being implemented by Prayas (Energy Group). It aims to improve transparency and provide evidence based feedback about the quality of electricity supply. Under ESMI, specially designed, mobile data enabled monitors are being deployed at each location and supply quality data is published daily at watchyourpower.org. ESMI was selected as a finalist for Google Impact Challenge, India, 2013, given to NGOs using technology for social impact. It was launched in March 2015 and currently covers over 55 districts across India.

This report presents a summary analysis of supply quality data from 189 locations (56 Rural and 133 Urban) for December 2018. This analysis covers three main parameters of supply quality:

i) no supply hours, ii) number of interruptions, and, iii) evening hours of supply. The analysis is carried out for mega cities, other cities and rural areas. See notes at the end for more details and explanation.

In December 2018

50%

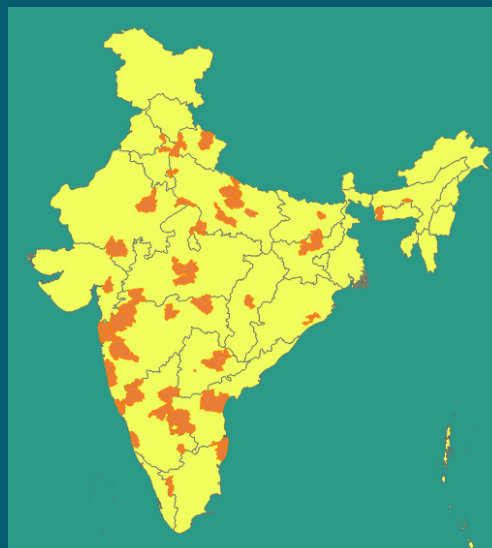
ESMI locations experienced outages for more than 15 hours

29%

ESMI locations experienced more than 30 interruptions, each greater than 15 min

25%

ESMI locations experienced average daily outage of 30 min or more during evening hours



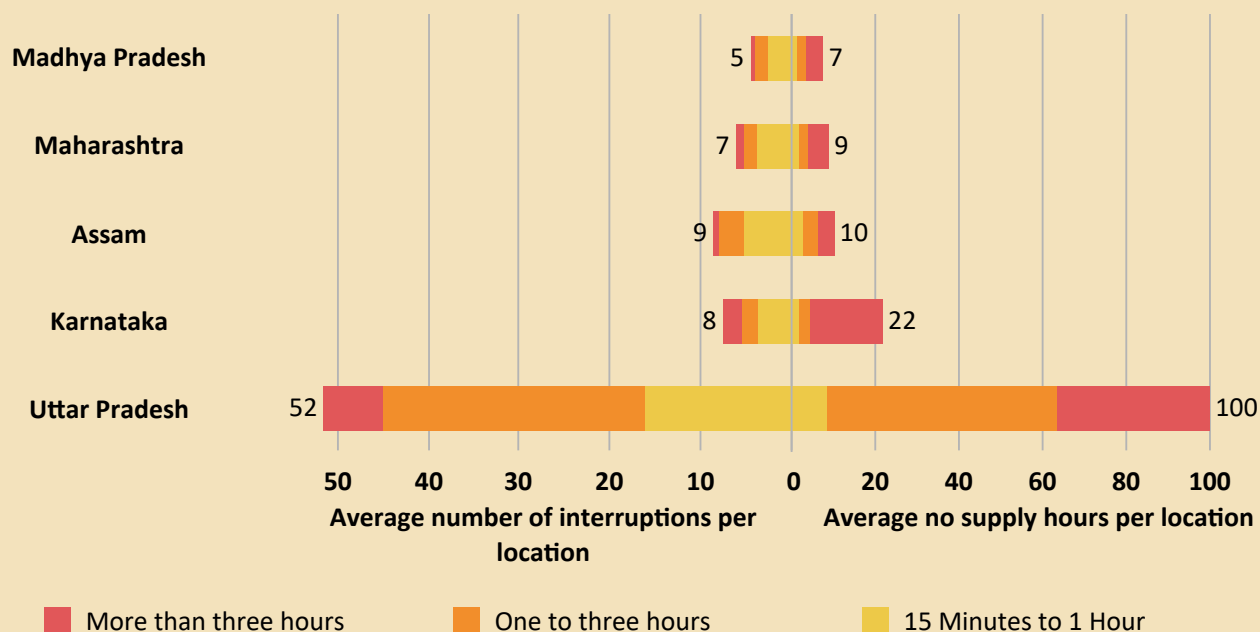
Map showing current ESMI expanse at district level

Supply Quality in Mega Cities - December 2018

Average number of interruptions per location				
Megacity	ESMI locations	Short - 15 min to hour	Long - 1 hour and more	Average no supply hours per location
Pune	7	3	1	5
Lucknow	4	3	2	5
Nagpur	4	3	2	8
Bengaluru	4	7	4	10
Hyderabad	7	3	4	11
Chennai	7	4	3	12

ID: AVGMC181201

Supply Quality in Other Cities - December 2018



State	Towns covered	ESMI locations
Madhya Pradesh	2	7
Maharashtra	10	15
Assam	1	5
Karnataka	4	12
Uttar Pradesh	16	33

ID: AVGOMC181202

Supply Quality in Rural Areas - December 2018



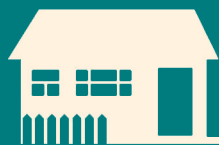
	Maharashtra	Karnataka	Uttar Pradesh
ESMI locations	12	5	25
Average no supply hours per location	29	32	231

ID: AVGGP181203

ESMI Locations Receiving Entire Six Hours of Evening Supply



95%
Mega Cities



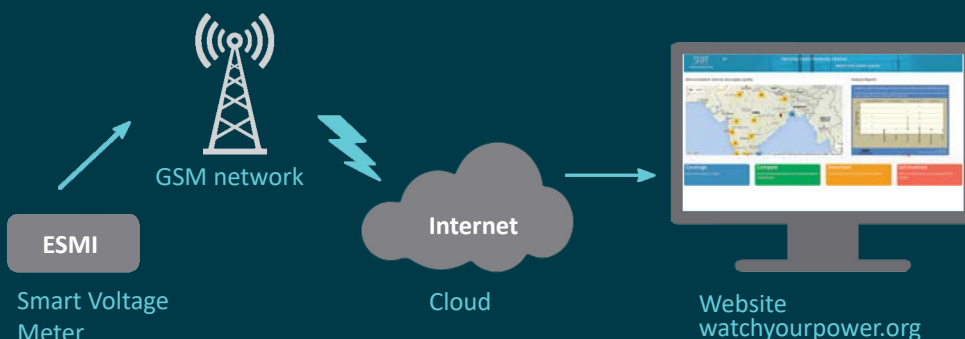
54%
Other Cities



18%
Rural Areas

Evening supply hours considered is between 5 p.m. to 11 p.m. and this analysis ignores upto 2 hours of total evening supply interruptions during the month

ID: AVGEHS181204



Electricity Supply Monitoring Initiative

www.watchyourpower.org
esmi@prayaspune.org

Notes:

- Analysis in this report covers locations with more than 90% data availability during the month
- Urban locations are State Capitals, District Headquarters and Other Municipal Areas
- Mega Cities are urban locations as defined by Central Electricity Authority (Typically with population more than 20 lakh)
- Other cities are urban locations that are not mega cities
- Rural areas are those governed by Gram Panchayats (village councils)
- Agricultural locations covered under ESMI are excluded from this analysis
- Analyses, except evening hours of supply consider interruptions of more than 15 minutes



Prayas (Energy Group)

www.prayaspune.org/peg